

Zak Miller

Executive Vice  
President -  
CEO

Idaho Falls City Club  
November 13, 2025





**The Idaho Farm Bureau Federation is the largest agricultural advocacy organization in Idaho.**

**The IFBF promotes agricultural interests at both state and federal levels, offers educational resources, and connects rural communities through county organizations across the state.**

**Members contribute to the development of policy positions through a grassroots process that focuses on key issues affecting agriculture in Idaho.**

# IDAHO AGRICULTURE

## OUR SUCCESS STORY

Idaho's agriculture + food & beverage processing equals **\$26 BILLION**

Idaho produces more than **185 COMMODITIES** from **23,000 farms and ranches**

**1<sup>st</sup>** POTATOES, BARLEY and PEPPERMINT, TROUT, and ALFALFA HAY

Growing **14 billion lbs.** per year of America's favorite vegetable!

**2<sup>nd</sup>** largest grower in the U.S. of **SUGARBEETS and HOPS**

**3<sup>rd</sup>** largest U.S. producer of **MILK and CHEESE**

All of Idaho's nearly **350** dairies are family-owned

**4<sup>th</sup>** We ship over **600 million lbs.** of onions each year

**ONIONS, Spring WHEAT, and LENTILS**

**17%** of Idaho's sales each year are generated by **Agriculture and food & beverage processing**

**\$26 Billion** of Idaho's produce, grains, meats, dairy & seeds are sold **WORLDWIDE**

Idaho has the **5<sup>th</sup> LARGEST State Agriculture ECONOMY** As percent of GDP

**2 million** **CATTLE** is our **2<sup>nd</sup> LARGEST ag Sector**

There are more **cattle** in Idaho than **people**

**BEER anyone?** Idaho is the producer of **1<sup>st</sup> BARLEY** and the **2<sup>nd</sup> HOPS**

We have over **90** craft breweries throughout the state

The **biggest** breweries buy their ingredients in Idaho


Try to eat this **EVERY DAY** If Idahoans had to consume all products produced within the state, every resident would need to devour:


- 152** slices of bread
- 39** potatoes
- 3** pounds of sugar
- 2** pounds of cheese
- 2** pounds of beef
- 1** cup of beans

**IDAHO**  
Idaho State Department of Agriculture  
PO Box 7249, Boise, ID, USA 83707  
P: 208.332.8530 W: [agri.idaho.gov](http://agri.idaho.gov)

# Idaho's Agriculture

 **5<sup>th</sup> Largest Agriculture Economy**

 **9.7% of Idaho's GDP (Agriculture & Processing)\***

 **18% of Idaho's GDP (Broader Agriculture)\*\***

To find Idaho products, local places that sell Idaho product, recipes or local events, visit [idahopreferred.com](http://idahopreferred.com)

Published: April 2025



# Economics of Agriculture

Idaho		
<b>Direct Jobs</b>	<b>Direct Wages</b>	<b>Direct Output</b>
171,466	\$9.33 Billion	\$39.69 Billion
<b>Total Jobs</b>	<b>Total Wages</b>	<b>Total Output</b>
377,343	\$23.01 Billion	\$83.91 Billion
<b>Business Taxes</b> \$10.66 Billion		

Idaho Legislative District 2		
<b>Direct Jobs</b>	<b>Direct Wages</b>	<b>Direct Output</b>
111,620	\$6.47 Billion	\$27.86 Billion
<b>Total Jobs</b>	<b>Total Wages</b>	<b>Total Output</b>
231,236	\$14.61 Billion	\$54.05 Billion

Bonneville County		
<b>Direct Jobs</b>	<b>Direct Wages</b>	<b>Direct Output</b>
9,822	\$379 Million	\$1.40 Billion
<b>Total Jobs</b>	<b>Total Wages</b>	<b>Total Output</b>
24,591	\$1.39 Billion	\$4.55 Billion



## **Legislative District 2 (Mike Simpson)**

**65% of Idaho's  
Ag Jobs**

**67% of the total  
Ag Output**

- **Farm Direct Jobs  
Multiply Total Jobs**
- **Idaho Farm Jobs  
2.2 Multiplier**
- **Legislative District 2  
2.07 Multiplier**
- **Bonneville County  
2.5 Multiplier**

## **Farm Direct Wages Multiply Total Wages**

- **Idaho Farm Jobs  
2.47 Multiplier**
- **Legislative District 2  
2.26 Multiplier**
- **Bonneville County  
3.67 Multiplier**



# Single most expensive equipment

COMMODITY	EQUIPMENT TYPE	PRICE RANGE
Milk (Dairy)	Milking Parlor	\$ 500,000 – 1,200,000
Cattle & Calves	Feed Wagon	\$100,000 – 400,000
Potatoes	Potato Harvester + Handling	\$300,000 – 700,000
Hay (Alfalfa)	Large Square Baler	\$100,000 – 300,000
Wheat / Barley	Combine	\$700,000 – 1,100,000
Sugar beets	Specialized Beet Harvester	\$400,000 – 900,000
Corn (Grain/Silage)	Forage Harvester or Combine	\$500,000 – 900,000

A photograph of agricultural machinery in a field. In the foreground, a white International dump truck is parked on the left. To its right is a red tractor with a large front loader. In the background, another red tractor is visible, and further back, there are rows of crops under a clear sky. The entire image has a semi-transparent dark overlay.

# The H-2A Visa Program

---

General Overview

# Overview of the H-2A Visa Program

- The H-2A visa program allows U.S. employers to hire foreign workers for temporary or seasonal agricultural jobs.
- Established under the Immigration and Nationality Act of 1986 (expanded from earlier guest worker provisions).
- Goal: Ensure farms have the labor they need while protecting U.S. workers and foreign workers' rights.

# Who Qualifies

## Employers must show:

- Jobs are temporary or seasonal in nature.
- Efforts were made to recruit U.S. workers first.
- Jobs meet wage, housing, and transportation requirements.

## Workers must be:

- From eligible countries (list published annually by DHS).
- Able and willing to perform agricultural work.

# Agencies Involved



Idaho Department of Labor (SWA) – job posting & recruitment



U.S. Department of Labor (DOL/OFLC) – certifies need & compliance



U.S. Citizenship & Immigration Services (USCIS) – approves employer petition



U.S. Department of State (DOS) – issues visas abroad



U.S. Customs & Border Protection (CBP) – admission at border

U.S. Customs and Border Protection

**Typical Timeline:  
~75–120 days  
from start to  
arrival.**

**If Planting begins on April  
1<sup>st</sup> a farmer should  
predict their labor needs  
by December of the  
previous year**

# Key Takeaways

- The H-2A program is critical to U.S. agriculture but complex and highly regulated.
- Employers must plan months in advance due to the multi-step process.
- Compliance with housing, wages, and transportation rules is essential.
- Multiple agencies share oversight → delays are common.

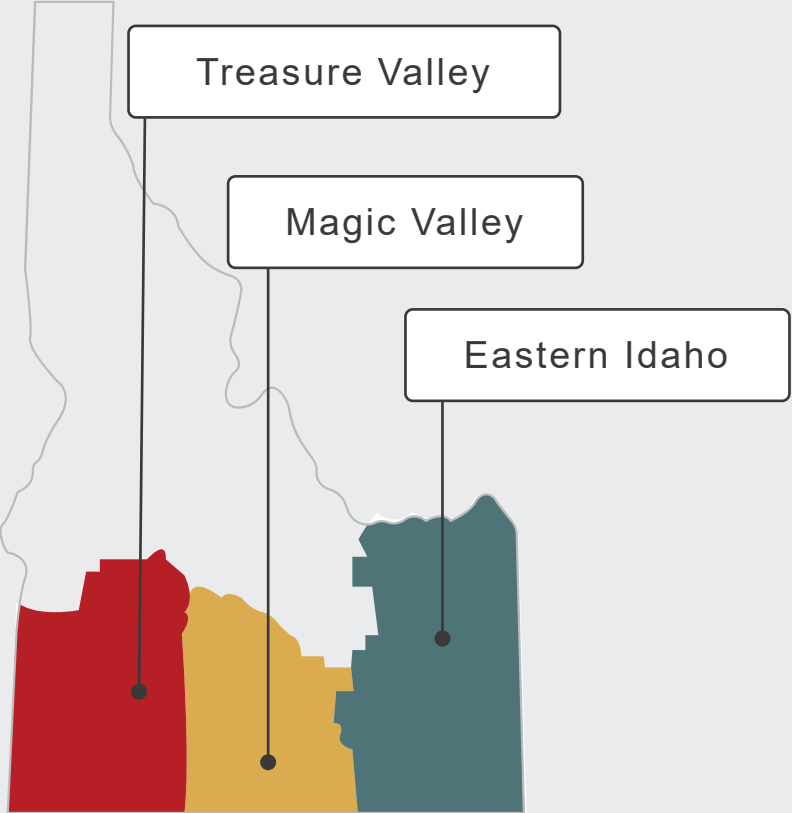


# Idaho Falls City Club Presentation

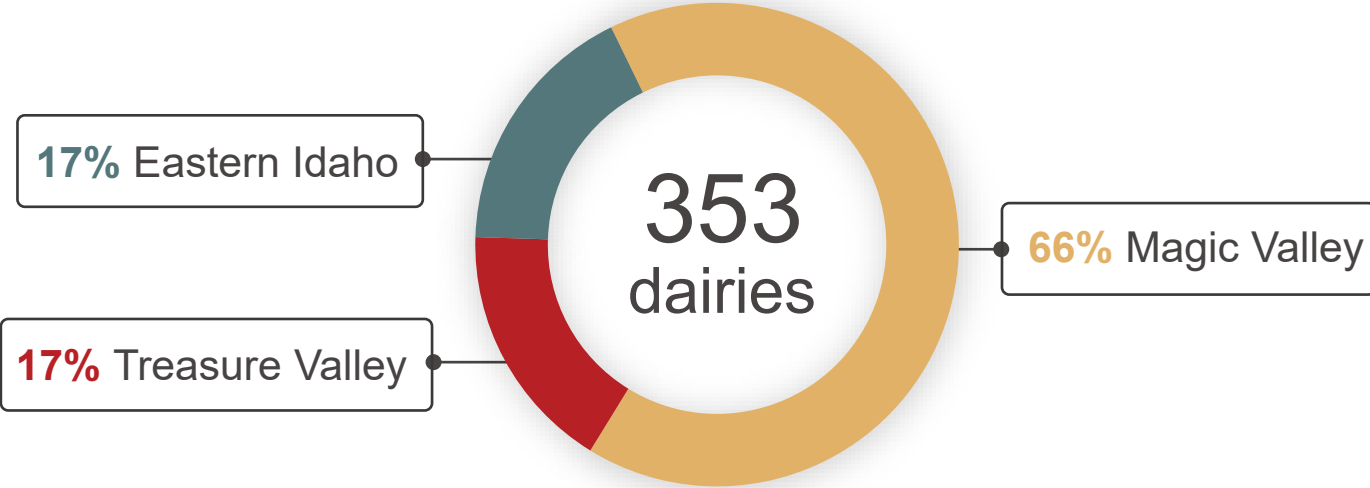
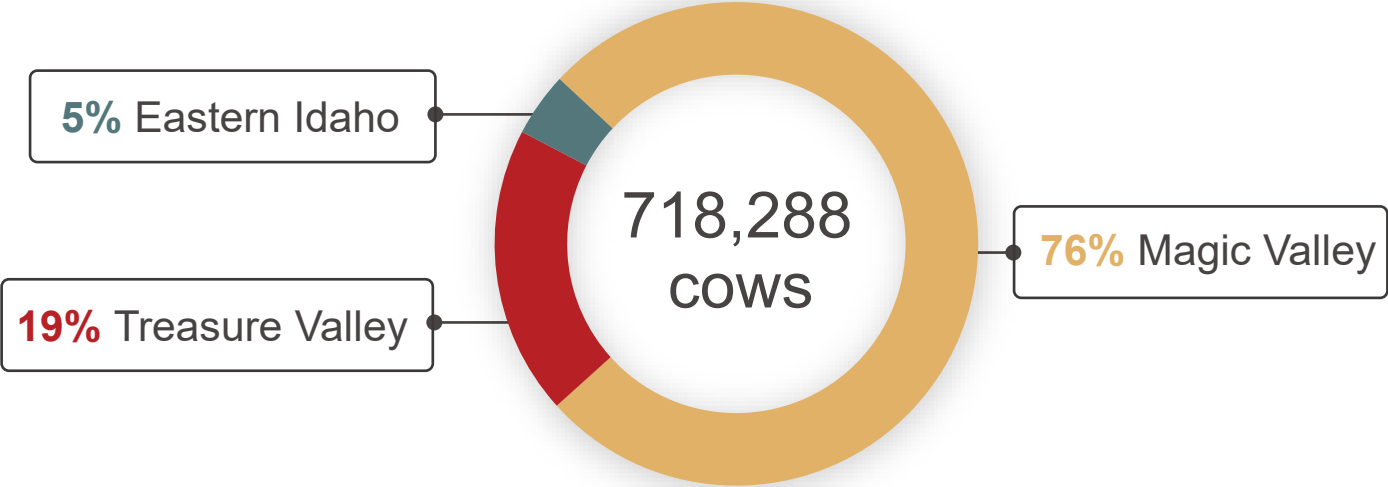
November 13, 2025



# IDAHO REGIONS

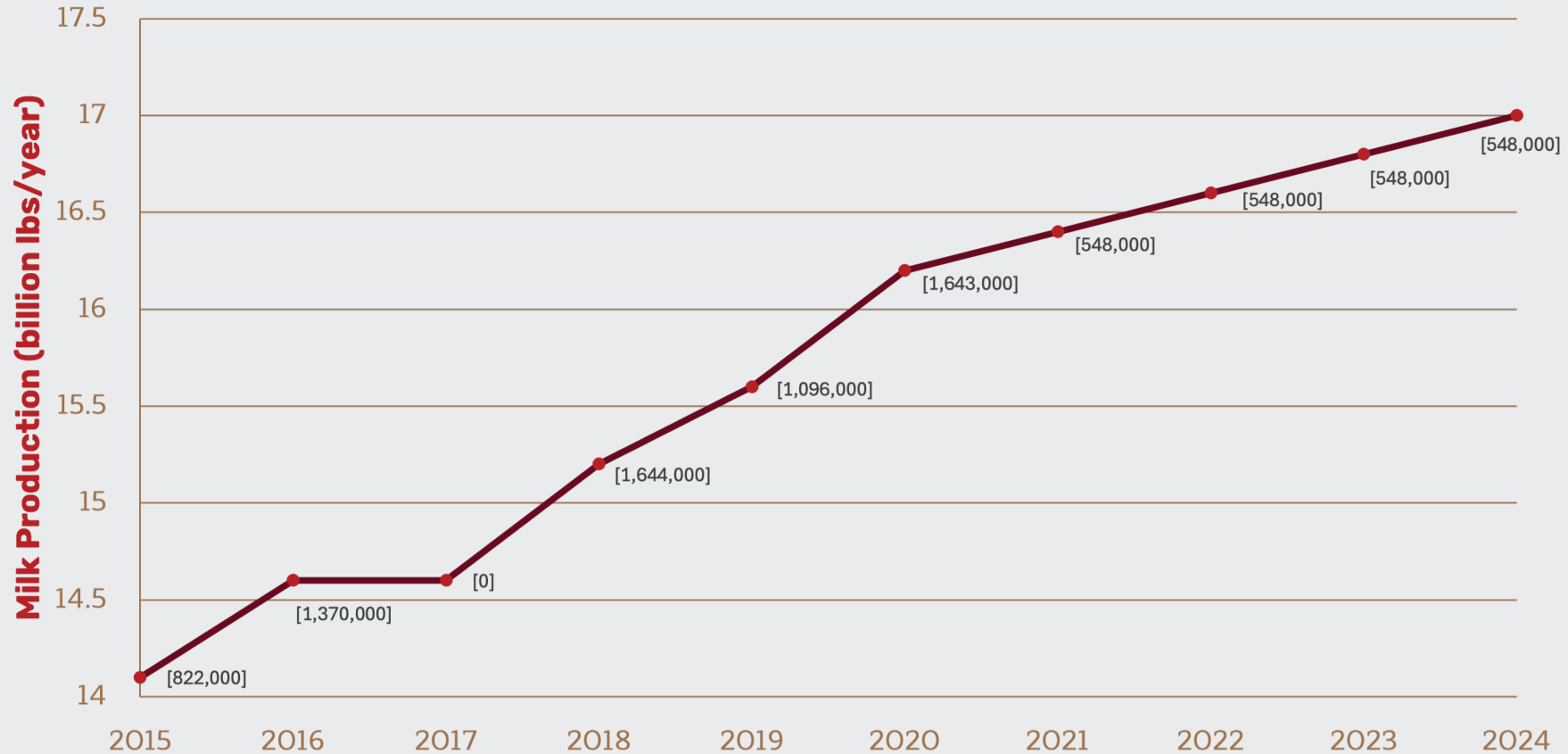


# TOTAL COWS + DAIRIES



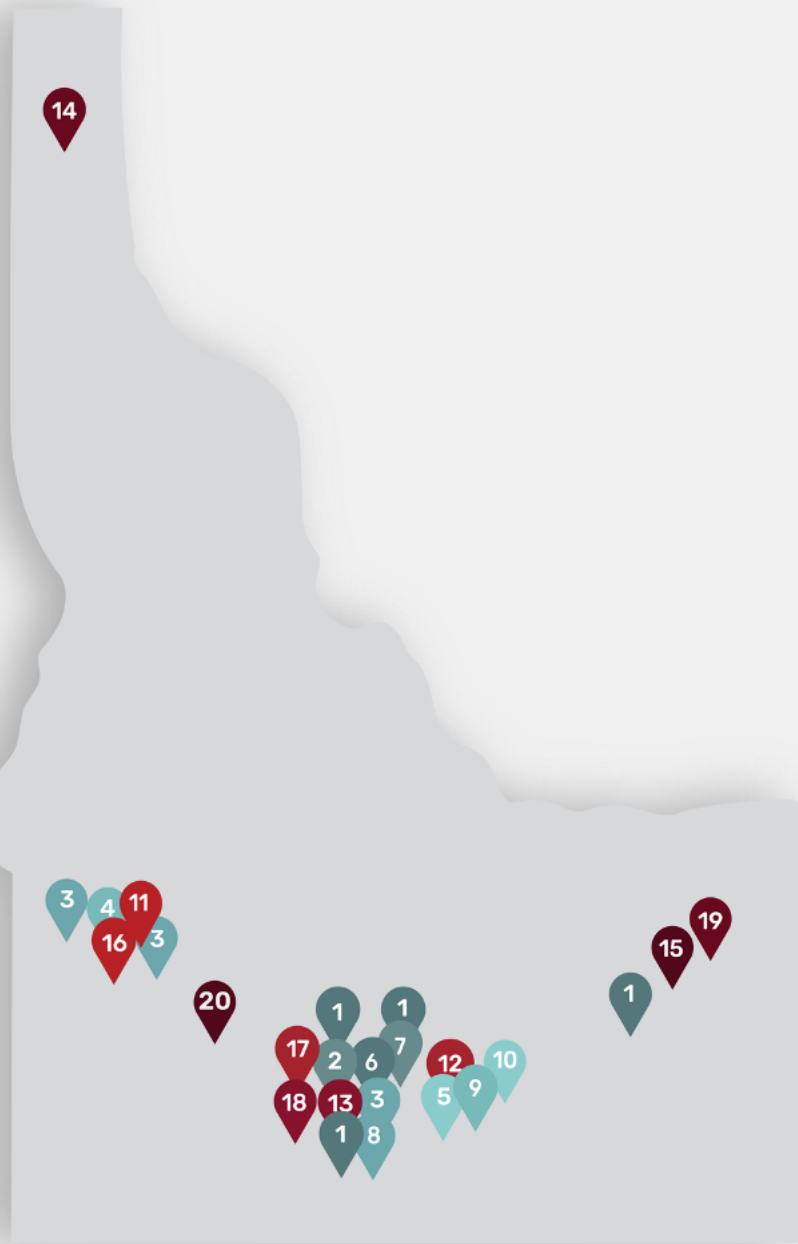
# MILK PRODUCTION

[Average Daily Increase (YoY)]



**DID YOU KNOW?** In terms of milk production, Idaho ranks **4<sup>th</sup>** in the US.

# DAIRY PROCESSORS



1 **Glanbia** Twin Falls, Gooding, Richfield, Blackfoot

2 **Agropur, Jerome Cheese** Jerome

3 **Darigold** Boise, Caldwell, Jerome

4 **Lactalis** Nampa

5 **High Desert Milk** Burley

6 **Idaho Milk Products** Jerome

7 **MSG & MVQMP** Jerome

8 **Chobani** Twin Falls

9 **Gossner Foods** Heyburn

10 **Brewster Cheese** Rupert

11 **Meadowgold** Boise

12 **Suntado** Burley

13 **Commercial Creamery** Jerome

14 **Litehouse Foods** Sandpoint

15 **Reed's Dairy** Idaho Falls

16 **Boise Milk** Boise

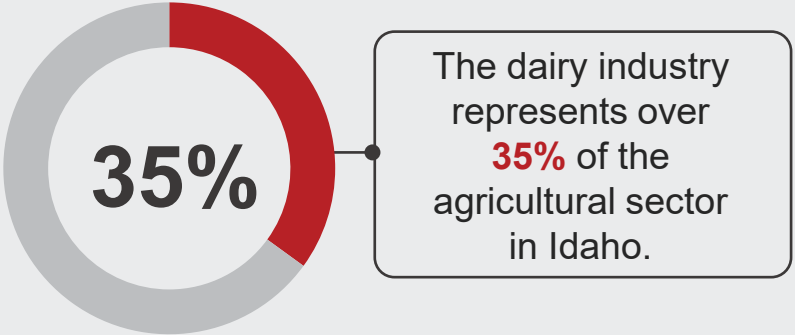
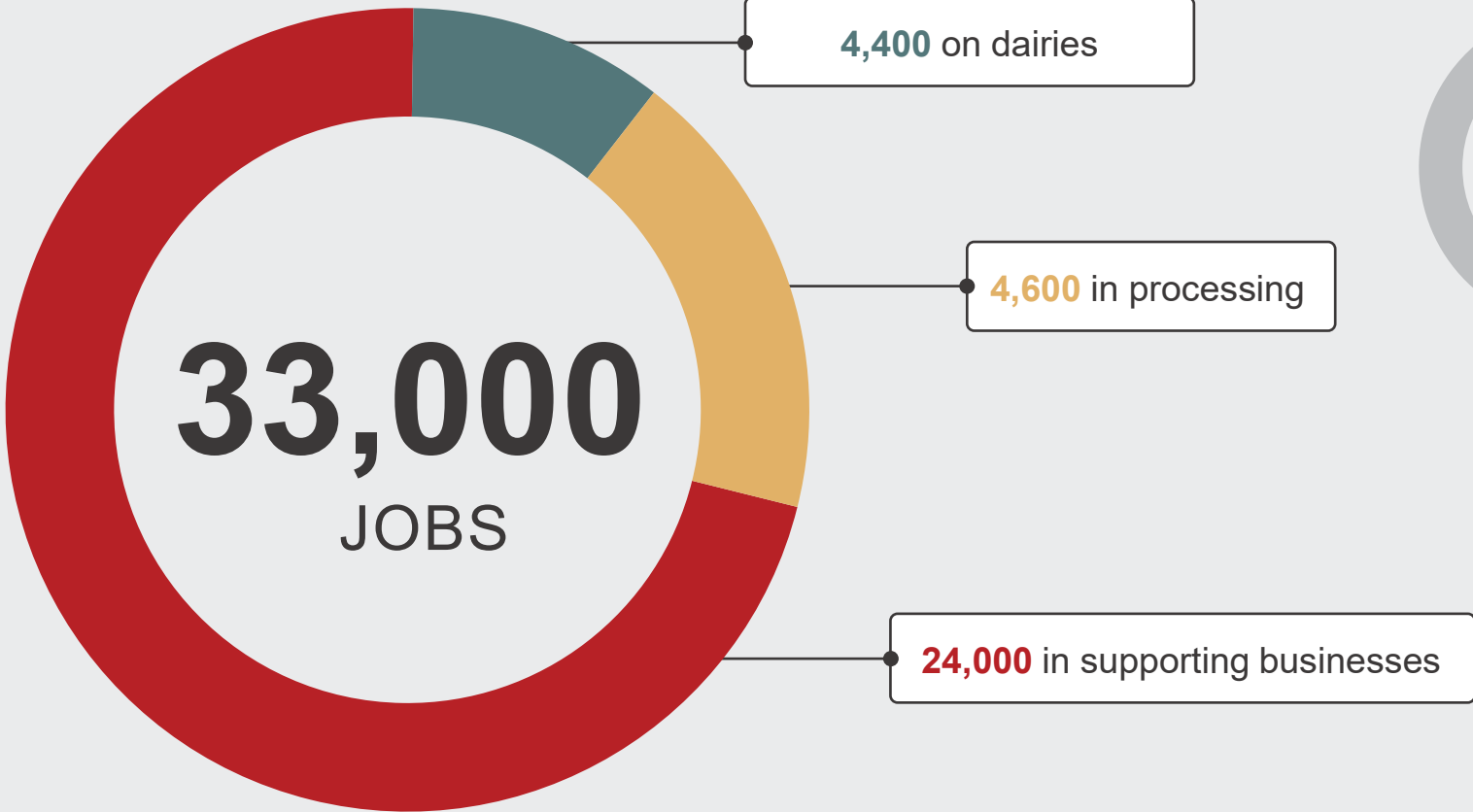
17 **Ballard Family Dairy & Cheese** Gooding

18 **Cloverleaf Creamery** Buhl

19 **Manwaring Cheese** Rigby

20 **Marathon Cheese** Mountain Home

# DAIRY'S ECONOMIC CONTRIBUTION



**DID YOU KNOW?**

Dairy brought Idaho **\$14 BILLION** in total economic output

# PERCENTAGE OF FOREIGN-BORN WORKERS

**90%**

of the on-dairy jobs are filled by foreign-born labor. Without those jobs, none of the others dairy related jobs exist.

## COUNTRY OF ORIGIN



**9 YEARS**

AVERAGE TIME WORKING ON A DAIRY



**36.2 YEARS**

AVERAGE AGE

**18% Female**



**2,075**  
WORKERS

**82% Male**

# QUESTIONS?

**RICK NAEREBOUT**

Chief Executive Officer  
rick@idahodairymens.org  
208.308.3383

